

SIZE 2 (24000) TRAVELLER RANGE

PLEASE READ BEFORE COMMENCING FITTING OF MAINSHEET TRAVELLER SYSTEM




Diagram no1



Pilot track (supplied in box)


CARE MUST BE TAKEN WHEN FITTING TRACK TO ENSURE TRAVELLER DOES NOT SLIDE OFF END OF TRACK. THIS COULD RESULT IN BALL BEARINGS BEING DISPLACED FROM BEARING GALLERIES

Diagram no2



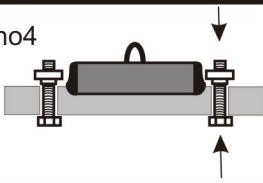
TO ACHIEVE THIS EITHER TRANSFER THE TRAVELLER ONTO THE PILOT TRACK BEFORE FITTING (SEE DIAGRAM 1 TO 4)

Diagram no3



OR BY SECURING THE TRAVELLER ONTO THE TRACK BY USING TAPE

Diagram no4



IF TRACK REQUIRES RE-SIZING



SIMPLY CUT TO LENGTH AND DRILL END FITTING SECURING BOLT HOLE AS PER DIAGRAM

REFITTING END FITTINGS

TO RE-FIT THE END FITTING ENSURE THE NYLON SLIDE ROD BEARINGS ARE CORRECTLY IN PLACE BEFORE SLIDING ENDS INTO CORRECT POSITION